


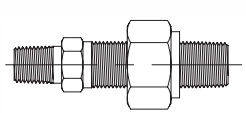



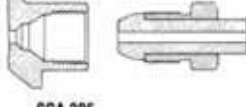



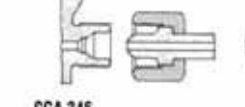



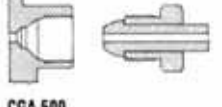
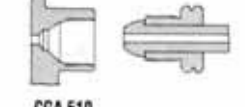



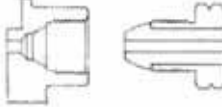


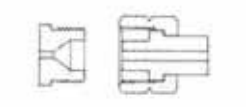
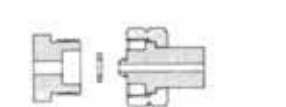


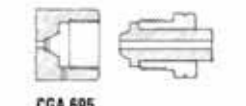
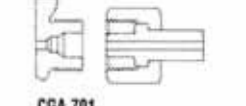
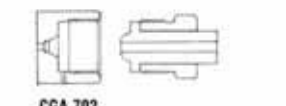
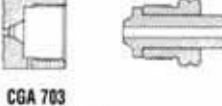

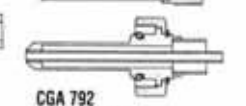











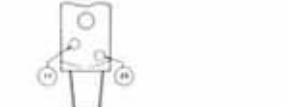


CGA CONNECTIONS

CGA Connections Chart

| | | | | |
|---------------------------------------------------------------------------------------------------------------------------------------------|--------------------------------------------------------------------------------------------------------------------------------------------------|----------------------------------------------------------------------------------------------------------------------------------------------|--------------------------------------------------------------------------------------------------------------------------------------------|---------------------------------------------------------------------------------------------------------------------------------------------------|
|  CGA 110 3/125-32UNF-2B-RH-INT |  CGA 165 4/375-20UNF-2A-RH-EXT (1/4 in. SAE Flare) |  CGA 180 8/25-18UNF-2A-RH-EXT |  CGA 240 3/75-18NGT-RH-INT |  CGA 280 7/45-14NGO-RH-EXT |
|  CGA 290 7/45-14NGO-LH-EXT |  CGA 295 7/50-16UNF-2A-RH-EXT (1/2 in. SAE Flare) |  CGA 296 8/24-14UNS-2B-RH-INT |  CGA 320 8/25-14NGO-RH-EXT (Flat Nipple) |  CGA 326 8/25-14NGO-RH-EXT (Small Round Nipple) |
|  CGA 330 8/25-14NGO-LH-EXT (Flat Nipple) |  CGA 346 8/25-14NGO-RH-EXT (Large Round Nipple) |  CGA 347 8/25-14NGO-RH-EXT (Long Round Nipple) |  CGA 350 8/25-14NGO-LH-EXT (Round Nipple) |  CGA 440 8/75-14UNF-2A-RH-EXT (5/8 in. SAE Flare) |
|  CGA 500 8/85-14NGO-RH-INT (Bullet Nipple) |  CGA 510 8/85-14NGO-LH-INT (Bullet Nipple) |  CGA 540 9/23-14NGO-RH-EXT |  CGA 555 9/33-14NGO-LH-EXT |  CGA 580 9/65-14NGO-RH-INT |
|  CGA 590 9/65-14NGO-LH-INT |  CGA 660 1.030-14NGO-RH-EXT (Face Washer) |  CGA 670 1.030-14NGO-LH-EXT (Face Washer) |  CGA 677 1.030-14NGO-LH-EXT (Round Nipple) |  CGA 678 1.030-14NGO-LH-EXT (Recessed Washer) |
|  CGA 679 1.030-14NGO-LH-EXT (Tipped Nipple) |  CGA 680 1.045-14NGO-RH-INT |  CGA 695 1.045-14NGO-LH-INT |  CGA 701 1.103-14NGO-RH-EXT |  CGA 702 1.125-14NGO-RH-INT |
|  CGA 703 1.125-14NGO-LH-INT |  CGA 705 1.125-14UNS-2A-RH-EXT |  CGA 792 1.500-12UNF-2A-RH-EXT |  CGA 870 PIN-INDEXED YOKE, PINS 2-5 |  CGA 880 PIN-INDEXED YOKE, PINS 2-6 |
|  CGA 890 PIN-INDEXED YOKE, PINS 2-4 |  CGA 900 PIN-INDEXED YOKE, PINS 1-3 |  CGA 910 PIN-INDEXED YOKE, PINS 3-5 |  CGA 920 PIN-INDEXED YOKE, PINS 3-6 |  CGA 930 PIN-INDEXED YOKE, PINS 4-6 |
|  CGA 940 PIN-INDEXED YOKE, PINS 1-6 |  CGA 950 PIN-INDEXED YOKE, PINS 1-5 |  CGA 960 PIN-INDEXED YOKE, PINS 1-4 |  CGA 965 PIN-INDEXED YOKE, PIN NO. 7 |  CGA 973 PIN-INDEXED YOKE, PINS 11-24 |

4